

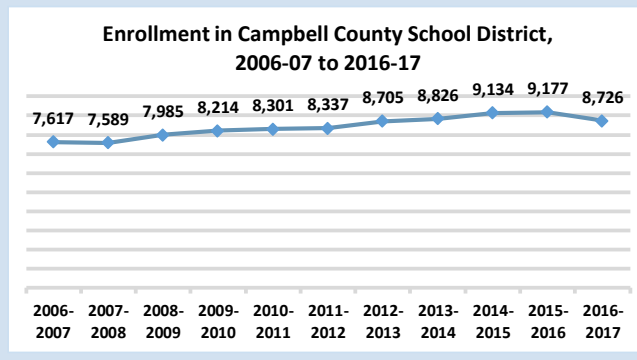
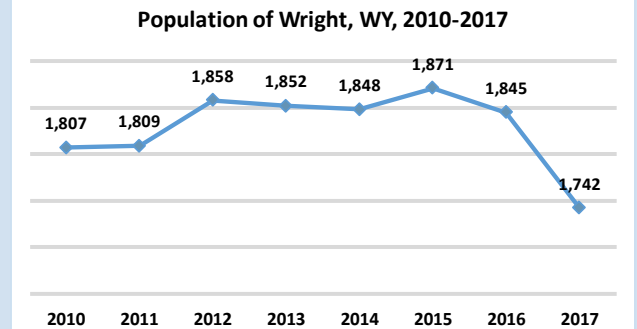
WRIGHT, WYOMING COMMUNITY PROFILE



POPULATION

	Wright City	Campbell County
Total population		
2017, number	1,742	46,242
2010, number	1,807	46,133
Change 2010-2017, percent	-3.6	0.2
Components of population change, 2010-2017		
Net migration change (in-migrants minus out-migrants)		
Number	---	-3,627
Percent	---	-7.9
Natural change (births minus deaths)		
Number	---	3,684
Percent	---	8.0
Population by race, 2013-2017 average, percent of total		
White	93	95
American Indian or Alaskan Native	4	1
Other	2	4
Population by ethnicity, 2013-2017 average, percent of total		
Non-Hispanic	91	92
Hispanic	9	8
Population by age group, 2013-2017 average, percent of total		
Under age 18	30	28
Age 18-64	65	64
Age 65 and older	6	8
Median age, 2013-2017 average, years	30.4	33.2

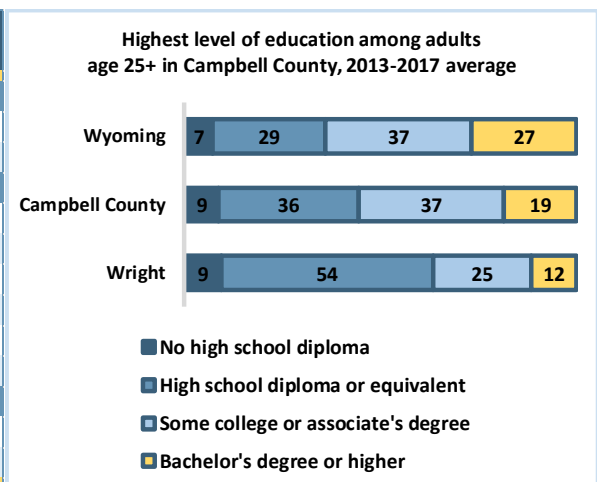
SOURCES: US Census Bureau, US Department of Education



SOCIAL CHARACTERISTICS

	Wright City	Campbell County	Wyoming State
Income			
Per capita income, 2013-2017 average, dollars	31,193	33,200	31,214
Median household income, 2013-2017 average, dollars	75,500	80,178	60,938
Poverty			
Overall poverty, 2013-2017 average			
Number	121	4,450	63,398
Rate, percent	6.5	9.4	11.1
Children living in poverty, 2013-2017 average			
Number	37	1,679	17,412
Rate, percent	6.7	12.6	12.8
Food insecurity			
Overall rate, 2016, percent	---	12.2	12.6
Rate among children, 2016, percent	---	17.3	16.7

SOURCES: US Census Bureau, Feeding America



This project is supported by USDA's Agriculture and Food Research Initiative (AFRI) of the National Institute of Food and Agriculture, Grant #2016-10945. It is part of the AFRI Foundational program.

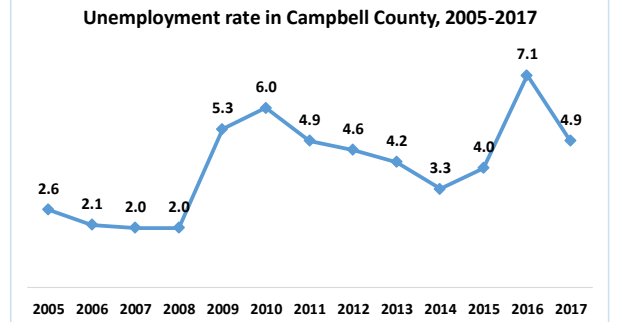
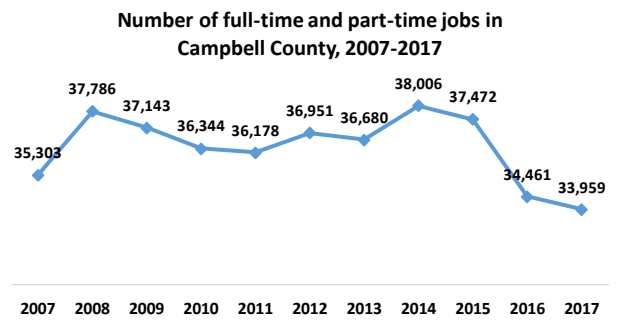


UNIVERSITY OF WYOMING
EXTENSION

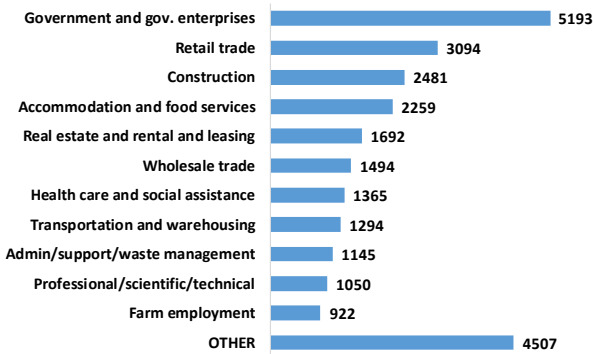


ECONOMIC CHARACTERISTICS

	Wright City	Campbell County
Full- and part-time jobs		
Total number, 2017	---	33,959
Total number, 2012	---	36,951
Total number, 2007	---	35,303
Change, 2012-2017, percent	---	-8.1
Change, 2007-2012, percent	---	4.7
Employment characteristics		
Labor force participation rate, 2013-2017 average, percent	72.7	74.6
Unemployment rate, 2013-2017 average, percent	0.6	4.6
Self-employment rate, 2017, percent	---	23.1
Average annual pay, 2017, dollars	---	55,491
Business establishments with paid employees, by size, 2015		
All establishments, number	---	1,525
Establishments with 1-4 paid employees, number	---	728
Establishments with 5-9 paid employees, number	---	335
Establishments with 10-19 paid employees, number	---	251
Establishments with 20-49 paid employees, number	---	143
Establishments with 50 or more paid employees, number	---	68



Number of jobs by industry in Campbell County, 2017

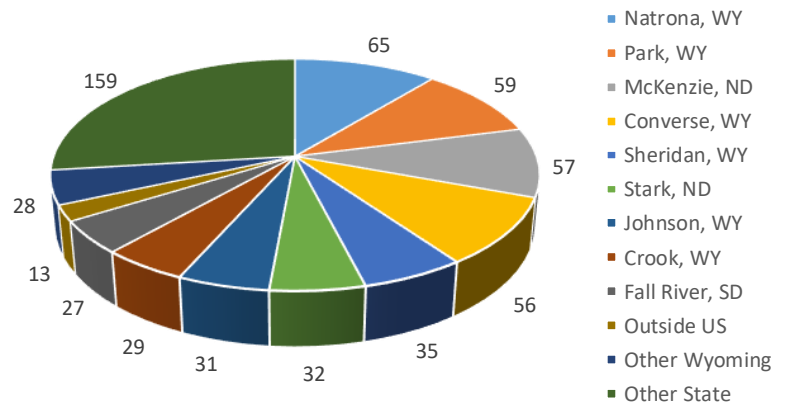


Percent change in number of jobs by industry in Campbell County since the recession, 2009-2017

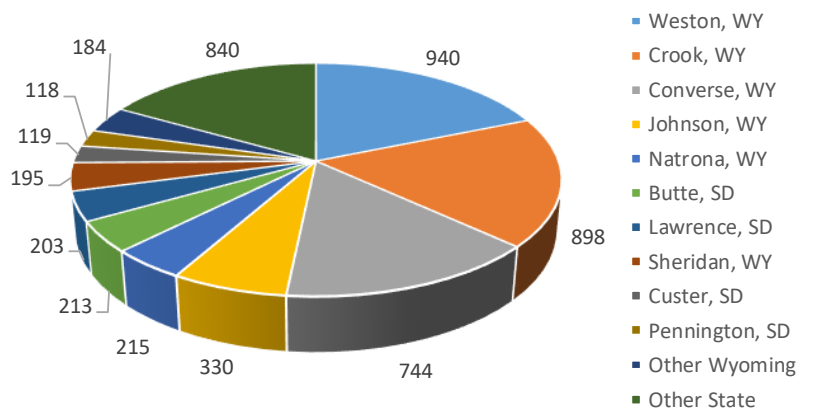


NOTE: "Other" industries include forestry, fishing, and related activities; utilities; manufacturing; information; finance and insurance; management of companies and enterprises; educational services; arts, entertainment, and recreation; and other services.

Number of workers who live in Campbell County but work elsewhere, by county of workplace, 2009-13



Number of workers who work in Campbell County but live elsewhere, by county of residence, 2009-13



HOUSING CHARACTERISTICS

	Wright City	Campbell County
Total housing units, 2013-2017 average		
Number of housing units	970	20,034
Housing tenure, 2013-2017 average, percent of housing units		
Owner-occupied units	66	71
Renter-occupied units	34	29
Housing type, 2013-2017 average, percent of housing units		
1 unit, attached or detached	39	60
2-4 units	4	5
5 or more units	11	13
Mobile home, boat, RV, van, etc.	46	22
Housing affordability, 2013-2017 average		
Households spending 30% or more of income on housing costs		
Owner-occupied units, percent	13	19
Renter-occupied units, percent	15	35

SOURCES: US Census Bureau



RESOURCES

Headwaters Economics, Economic Profile System

<https://headwaterseconomics.org/tools/economic-profile-system/>

- Wright City – Demographics
- Campbell County – Multiple topics
 - Demographics
 - Socioeconomic measures
 - Agriculture, timber, and mining, including oil & gas
 - Services and tourism
 - Government
 - Non-labor income
 - Public land amenities
 - Federal land payments
 - Wildland urban interface

PROJECT PARTNERS

University of Wyoming

Wyoming Business Council

CONTACT INFORMATION

Kim Porter

kim.porter@wyo.gov

www.wyomingbusiness.org

www.communityreview.org