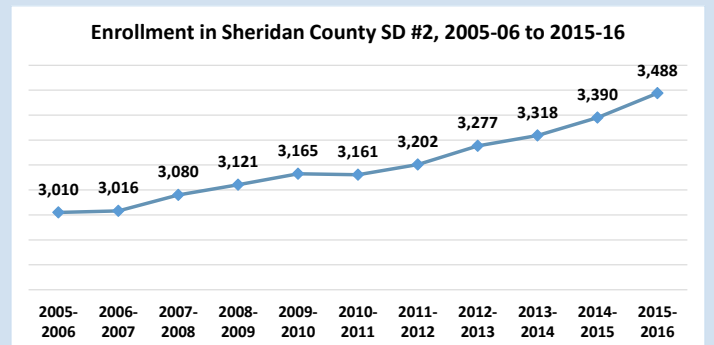


STORY, WYOMING COMMUNITY PROFILE



POPULATION

	Story City	Sheridan County
Total population		
2012-2016, average number	1,000	29,924
2007-2011, average number	729	28,743
Change 2007-2011 to 2012-2016, percent	37.2	4.1
Population by race, 2012-2016 average, percent of total		
White	100	94
American Indian or Alaskan Native	0	1
Other	0	4
Population by ethnicity, 2012-2016 average, percent of total		
Non-Hispanic	99	96
Hispanic	1	4
Population by age group, 2012-2016 average, percent of total		
Under age 18	17	22
Age 18-64	60	60
Age 65 and older	23	18
Median age, 2012-2016 average, years	53	42



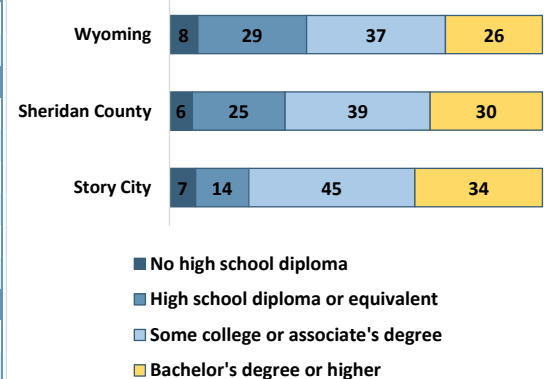
SOURCES: US Census Bureau, US Department of Education

SOCIAL CHARACTERISTICS

	Story City	Sheridan County	Wyoming State
Income			
Per capita income, 2012-2016 average, dollars	24,380	29,630	30,139
Median household income, 2012-2016 average, dollars	44,138	53,914	59,143
Poverty			
Overall poverty, 2012-2016 average			
Number	104	2,378	65,762
Rate, percent	10.4	8.2	11.6
Children living in poverty, 2012-2016 average			
Number	0	681	18,908
Rate, percent	0.0	10.8	13.9
Food insecurity			
Overall rate, 2016, percent	---	12.3	16.2
Rate among children, 2016, percent	---	12.6	16.7

SOURCES: US Census Bureau, Feeding America

Highest level of education among those age 25 or older, 2012-2016 average

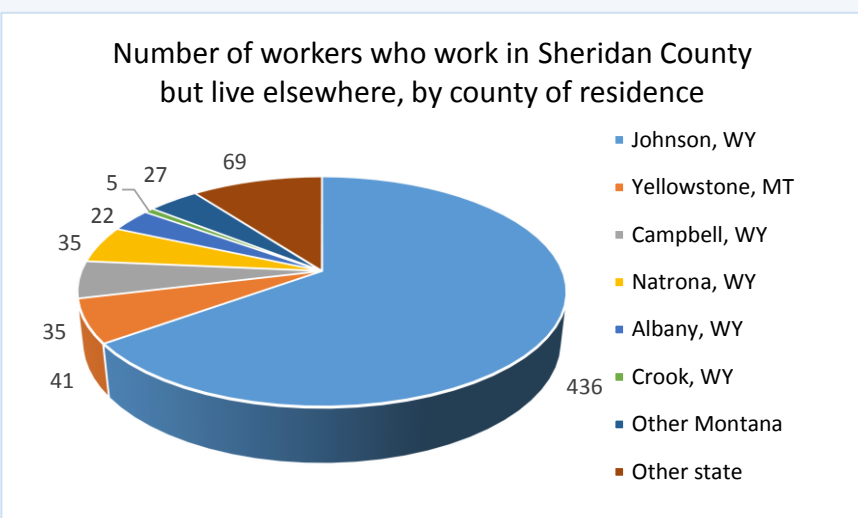
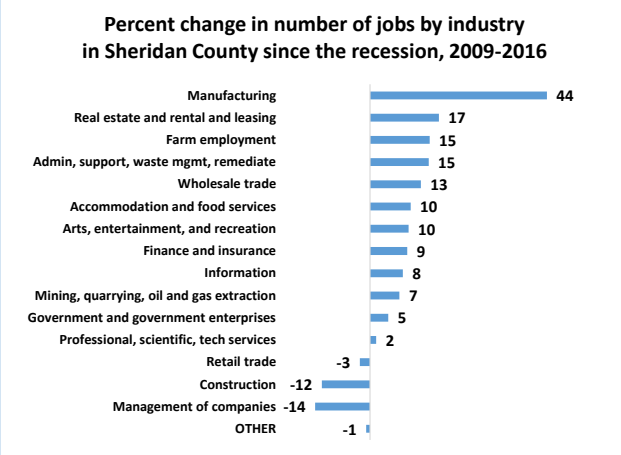
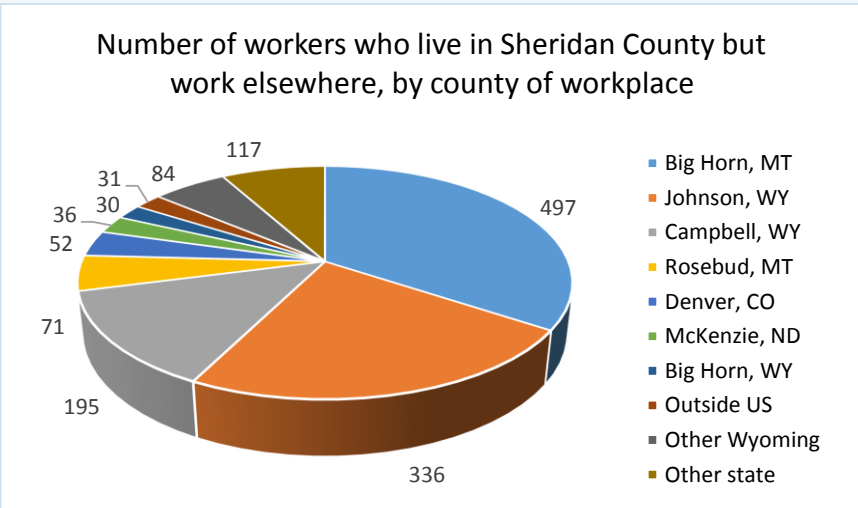
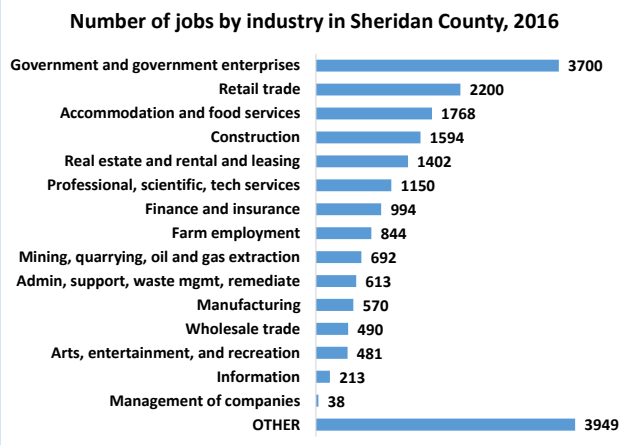
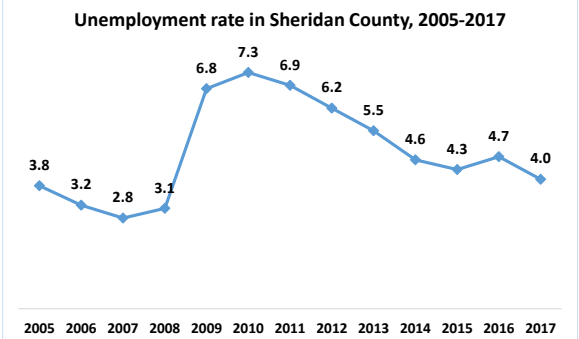
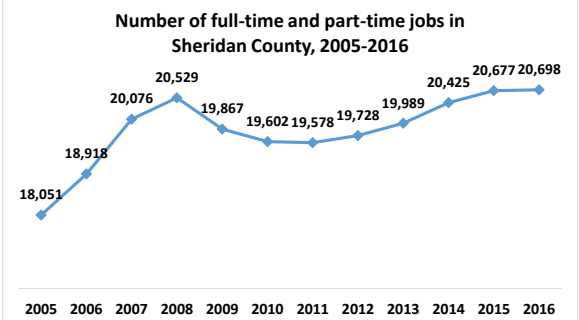


This project is supported by USDA's Agriculture and Food Research Initiative (AFRI) of the National Institute of Food and Agriculture, Grant #2016-10945. It is part of the AFRI Foundational program.



ECONOMIC CHARACTERISTICS

	Story City	Sheridan County
Full- and part-time jobs		
Total number, 2016	---	20,698
Total number, 2011	---	19,578
Total number, 2006	---	18,918
Change, 2011-2016, percent	---	5.7
Change, 2006-2011, percent	---	3.5
Employment characteristics		
Labor force participation rate, 2012-2016 average, percent	69.0	62.5
Unemployment rate, 2012-2016 average, percent	0.0	3.8
Self-employment rate, 2016, percent	---	31.0
Average annual pay, 2016, dollars	---	39,767
Business establishments with paid employees, by size, 2015		
All establishments, number	---	1,168
Establishments with 1-4 paid employees, number	---	675
Establishments with 5-9 paid employees, number	---	222
Establishments with 10-19 paid employees, number	---	162
Establishments with 20-49 paid employees, number	---	73
Establishments with 50 or more paid employees, number	---	36



NOTE: "Other" industries include utilities; transportation and warehousing; educational services, health care and social assistance; and other services.

HOUSING CHARACTERISTICS

	Story City	Sheridan County
Total housing units, 2012-2016 average		
Number of housing units	707	14,344
Housing tenure, 2012-2016 average, percent of housing units		
Owner-occupied units	68	68
Renter-occupied units	32	32
Housing type, 2012-2016 average, percent of housing units		
1 unit, attached or detached	92	76
2-4 units	0	5
5 or more units	6	10
Mobile home, boat, RV, van, etc.	3	9
Housing affordability, 2012-2016 average		
Households spending 30% or more of income on housing costs		
Owner-occupied units, percent	33	23
Renter-occupied units, percent	27	37



SOURCES: US Census Bureau

RESOURCES

Headwaters Economics, Economic Profile System

<https://headwaterseconomics.org/tools/economic-profile-system/>

- Story City – Demographics
- Sheridan County – Multiple topics
 - Demographics
 - Socioeconomic measures
 - Agriculture, timber, and mining, including oil & gas
 - Services and tourism
 - Government
 - Non-labor income
 - Public land amenities
 - Federal land payments
 - Wildland urban interface

PROJECT PARTNERS

University of Wyoming

Wyoming Business Council

CONTACT INFORMATION

Kim Porter

kim.porter@wyo.gov

www.wyomingbusiness.org

www.communityreview.org