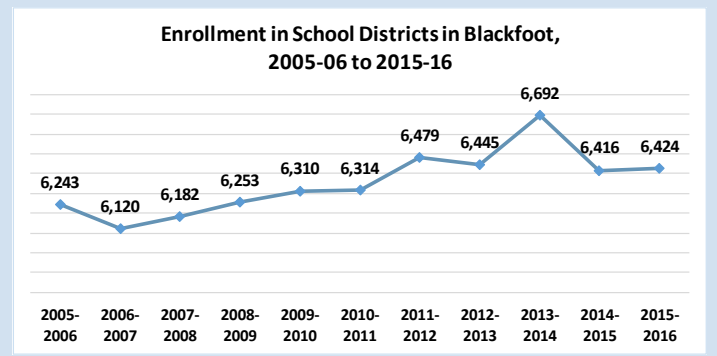
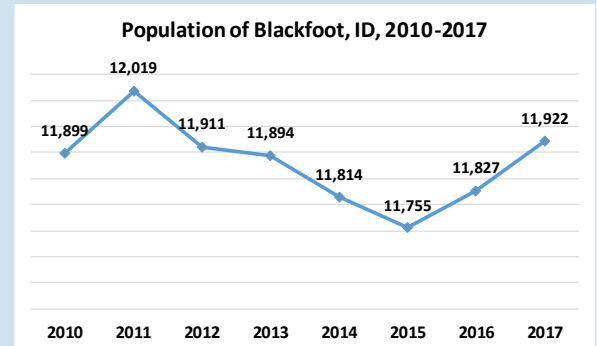


BLACKFOOT, IDAHO COMMUNITY PROFILE



POPULATION

	Blackfoot City	Bingham County
Total population		
2017, number	11,922	45,927
2010, number	11,899	45,607
Change 2010-2017, percent	0.2	0.7
Components of population change, 2010-2017		
Net migration change (in-migrants minus out-migrants)		
Number	---	-2,548
Percent	---	-5.6
Natural change (births minus deaths)		
Number	---	2,834
Percent	---	6.2
Population by race, 2013-2017 average, percent of total		
White	89	83
American Indian or Alaskan Native	2	6
Other	10	11
Population by ethnicity, 2013-2017 average, percent of total		
Non-Hispanic	81	82
Hispanic	19	18
Population by age group, 2013-2017 average, percent of total		
Under age 18	32	32
Age 18-64	55	55
Age 65 and older	13	13
Median age, 2013-2017 average, years	31.4	33.3



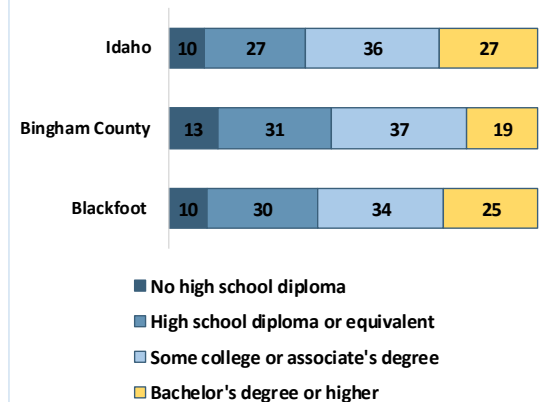
SOURCES: US Census Bureau, US Department of Education

SOCIAL CHARACTERISTICS

	Blackfoot City	Bingham County	Idaho State
Income			
Per capita income, 2013-2017 average, dollars	21,083	20,720	25,471
Median household income, 2013-2017 average, dollars	43,007	51,307	50,985
Poverty			
Overall poverty, 2013-2017 average			
Number	2,101	5,905	236,000
Rate, percent	18.2	13.1	14.5
Children living in poverty, 2013-2017 average			
Number	867	2,489	76,426
Rate, percent	23.1	17.6	17.8
Food insecurity			
Overall rate, 2016, percent	---	10.8	13.2
Rate among children, 2016, percent	---	15.9	16.7

SOURCES: US Census Bureau, Feeding America

Highest level of education among adults age 25+ in Bingham County, 2013-2017 average



This project is supported by USDA's Agriculture and Food Research Initiative (AFRI) of the National Institute of Food and Agriculture, Grant #2016-10945. It is part of the AFRI Foundational program.

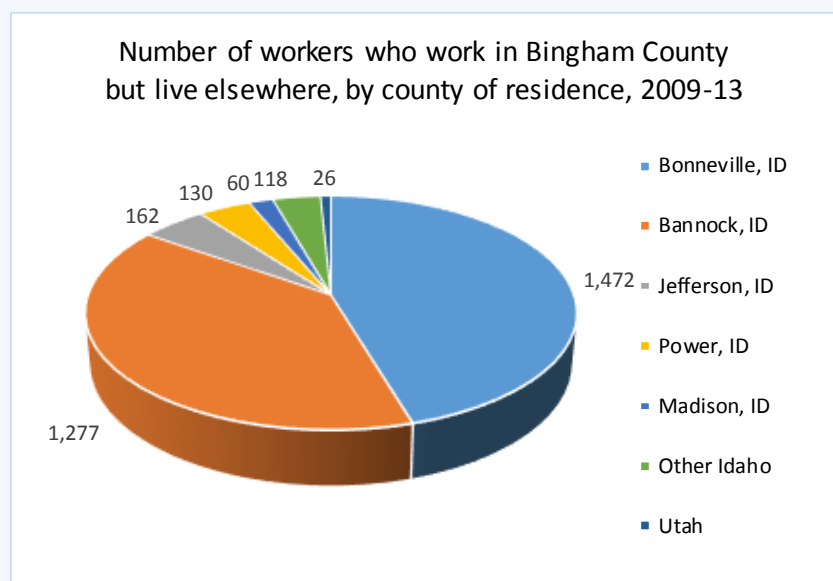
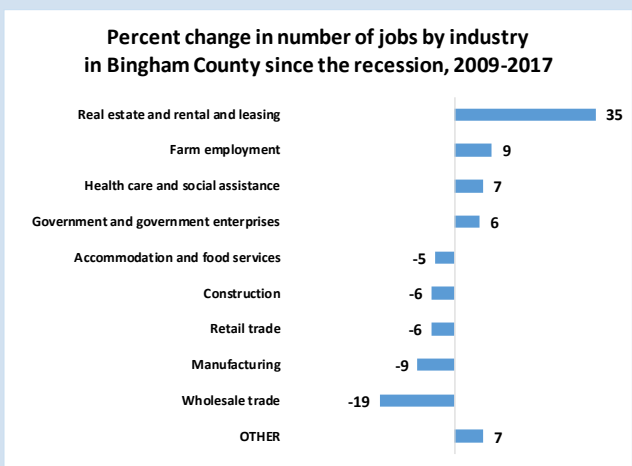
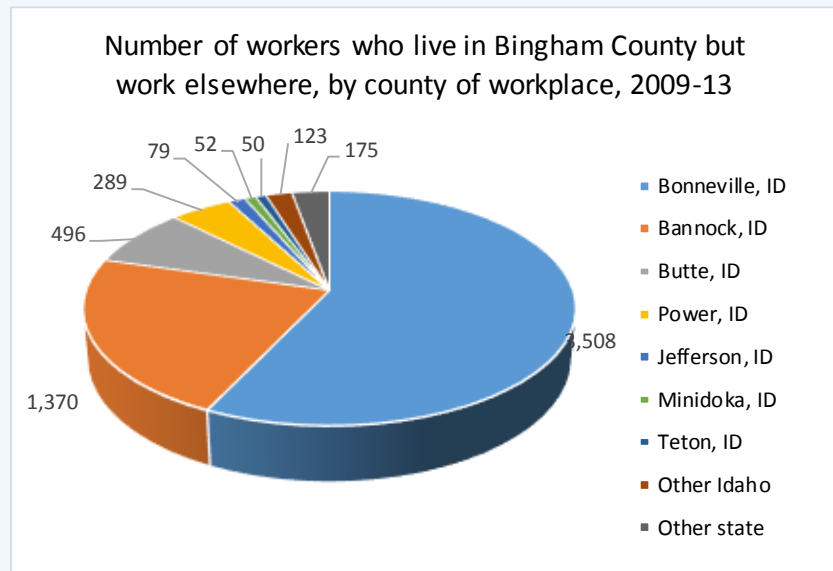
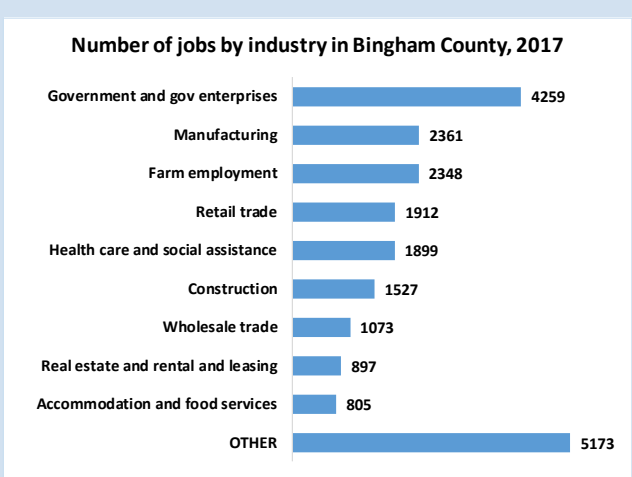
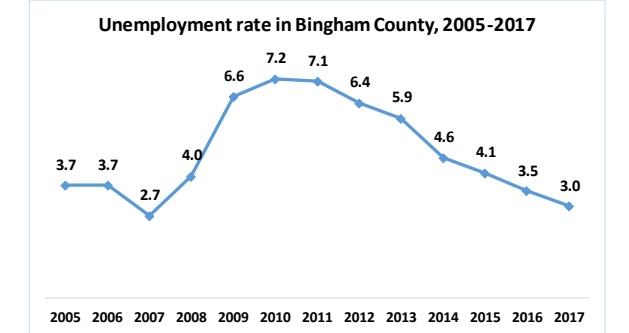
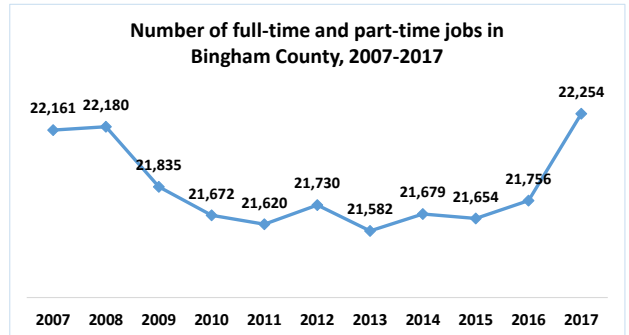


University of Idaho
Extension



ECONOMIC CHARACTERISTICS

	Blackfoot City	Bingham County
Full- and part-time jobs		
Total number, 2017	---	22,254
Total number, 2012	---	21,730
Total number, 2007	---	22,161
Change, 2012-2017, percent	---	2.4
Change, 2007-2012, percent	---	-1.9
Employment characteristics		
Labor force participation rate, 2013-2017 average, percent	65.6	63.3
Unemployment rate, 2013-2017 average, percent	4.0	5.2
Self-employment rate, 2017, percent	---	30.0
Average annual pay, 2017, dollars	---	35,228
Business establishments with paid employees, by size, 2015		
All establishments, number	---	843
Establishments with 1-4 paid employees, number	---	493
Establishments with 5-9 paid employees, number	---	151
Establishments with 10-19 paid employees, number	---	93
Establishments with 20-49 paid employees, number	---	76
Establishments with 50 or more paid employees, number	---	30



NOTE: "Other" industries include forestry, fishing, and related activities; mining, quarrying, and oil and gas extraction; utilities; transportation and warehousing; information; finance and insurance; professional, scientific, and technical services; management of companies and enterprises; administrative and support and waste management and remediation services; educational services; arts, entertainment, and recreation; and other services.

HOUSING CHARACTERISTICS

	Blackfoot City	Bingham County
Total housing units, 2013-2017 average		
Number of housing units	4,801	16,513
Housing tenure, 2013-2017 average, percent of housing units		
Owner-occupied units	59	75
Renter-occupied units	41	25
Housing type, 2013-2017 average, percent of housing units		
1 unit, attached or detached	65	75
2-4 units	18	8
5 or more units	12	4
Mobile home, boat, RV, van, etc.	5	13
Housing affordability, 2013-2017 average		
Households spending 30% or more of income on housing costs		
Owner-occupied units, percent	17	16
Renter-occupied units, percent	47	37

SOURCES: US Census Bureau



RESOURCES

Headwaters Economics, Economic Profile System

<https://headwaterseconomics.org/tools/economic-profile-system/>

- Blackfoot City – Demographics
- Bingham County – Multiple topics
 - Demographics
 - Socioeconomic measures
 - Agriculture, timber, and mining, including oil & gas
 - Services and tourism
 - Government
 - Non-labor income
 - Public land amenities
 - Federal land payments
 - Wildland urban interface

PROJECT PARTNERS

University of Idaho

Idaho Rural Partnership

CONTACT INFORMATION

Jon Barrett

Jon.Barrett@irp.idaho.gov

<http://irp.idaho.gov>

